

# Allegretto in G

## Study Notes

Edited By Chris Wyton

M. Giuliani

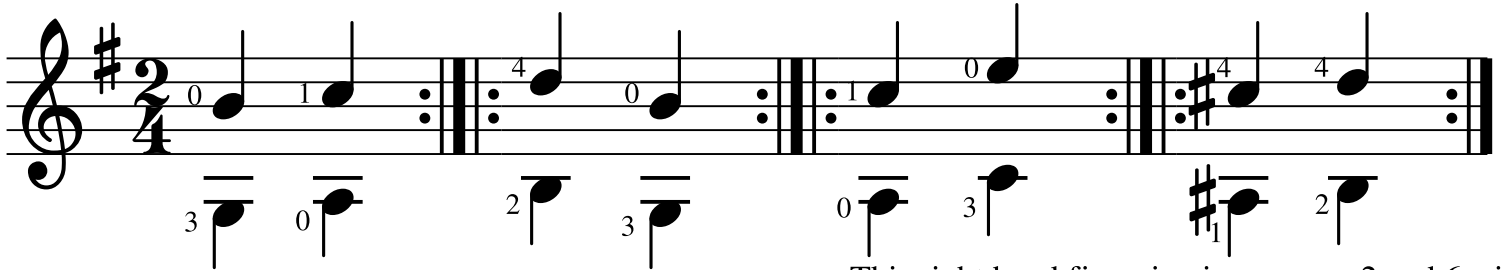
### G Major Scale



Musical notation for the G Major Scale in 4/4 time, showing the ascending and descending lines.

### A Block Chord Exc. 1 m 1-2


Etc.



Musical notation for Block Chord Exercise 1, measures 1-2, with fingerings and a repeat sign.

This right hand fingering in measure 2 and 6 will help avoid any cross string fingering


### B



Musical notation for exercise B, measures 2 and 6, with fingerings and a dynamic marking 'p'.

### C

This right hand fingering in measure 7 will avoid cross string fingerings  
Use the 4th finger on the downbeat of beat 2.



Musical notation for exercise C, measure 7, with fingerings and a dynamic marking 'p'.

Using the 4th finger on beat 1 helps avoid awkward vertical jumps with one finger.

**D** 11.

4  
p

This right hand fingering will help avoid any cross string fingering

**E** 15.

3