


Waltz in C Major

Study Notes


Edited By Chris Wyton

F. Carulli


C Major Comprehensive Scale



- Unique Arpeggio patterns
1. P,I,A,I,A,I 4. P,I,M,I,M,I
 2. P,I,M,I,A,I
 3. P,I,A,I,M,I



This entire piece should be played legato. Each note should ring into the next note with no audible disruption. The left hand fingers should sustain the notes they are playing up until they have to move to another note.



In measures 26-27 the 1st and 2nd fingers are used as guide fingers from the first and second frets to the third and fourth frets.

